

# YESLY Dimmers



Kitchen  
light control



Bedroom  
light control



Living room  
light control





**YESLY Bluetooth Dimmers**

**Type 15.21.8.230.B300**

- Round wall box (ie: Ø 60mm) mounting

**Type 15.71**

- Wall mounting, compatible with most common Italian residential switch boxes: AVE, BTicino, Gewiss, Simon-Urmet, Vimar

- 7 functions, dependent on the load type
- Functions with or without memory
- Dimming operating mode Trailing edge or Leading edge
- Linear/exponential regulation
- Suitable for dimmable LED lamps, dimmable CFL lamps, halogen lamps, transformers or electronic power supplies
- Transmission range: approximately 10 m in free space and without obstacles
- "Soft" switching ON/OFF
- Over-temperature and short-circuit protection

Screw terminal



For outline drawing see page 7

Output data		15.21.8.230.B300	15.71
Rated voltage	V AC	230	230
Power max.	W	300	200
Power min.	W	3	3
Nominal lamp ratings:			
	230 V incandescent or halogen W	300	200
	Toroidal electromagnetic transformers for LV halogen W	300	200
	E-core electromagnetic transformers for LV halogen W	300	200
	Electronic transformers (or ballasts) for LV halogen W	300	200
	Dimmable compact fluorescent (CFL) W	150	100
	230 V Dimmable LED Lamp W	150	100
	230 V LED Strip W	270 <sup>(1)</sup>	180 <sup>(1)</sup>
	Dimmable electronic transformers for LV LED W	300	200
Supply specification			
Nominal voltage (U <sub>N</sub> )	V AC	230	230
Operating range		(0.8...1.1) U <sub>N</sub>	(0.8...1.1) U <sub>N</sub>
Stand-by power consumption	W	0.4	0.4
Technical data			
Dimming operating mode		Trailing edge / Leading edge	Trailing edge / Leading edge
Ambient temperature range	°C	-10...+50	-10...+50
Protection category		IP 20	IP 20
Approvals (according to type)			

**NEW** 15.21.8.230.B300

YESLY



- Transmission protocol Bluetooth Low Energy (BLE)
- 128 bit encrypted connection
- Configurable via Finder YOU app - compatible with iOS and Android operating systems
- Can be controlled through standard pushbuttons, BEYON or 013.B9 wireless pushbuttons
- Maximum dimmable power 300 W
- Status LED

**NEW** 15.71

YESLY



- Transmission protocol Bluetooth Low Energy (BLE)
- 128 bit encrypted connection
- Configurable via Finder YOU app - compatible with iOS and Android operating systems
- Can be controlled through standard pushbuttons, BEYON or 013.B9 wireless pushbuttons
- Maximum dimmable power 200 W
- Status LED

**Note** <sup>(1)</sup> Select "Trailing edge" dimming operating mode from the application.

**PWM Dimmer for LED strip Bluetooth YESLY****Type 15.21.9.024.B200**

- Round wall box (ie: Ø 60mm) mounting
- LED strip
- "Soft" switching ON/OFF
- Protected against short-circuit, overload and reverse polarity
- Three PWM operating frequencies (selectable) - to counter "strobe" effect with camera

Screw terminal

**NEW** 15.21.9.024.B200

YESLY



- Transmission protocol Bluetooth Low Energy (BLE)
- 128 bit encrypted connection
- Configurable via Finder YOU app - compatible with iOS and Android operating systems
- Can be controlled through standard pushbuttons, BEYON or 013.B9 wireless pushbuttons
- Maximum dimmable power 192 W
- Three PWM operating frequencies (selectable) - to counter "strobe" effect with camera

For outline drawing see page 7

**Output data**

Rated voltage	V DC	12...24
Maximum current	A	8
LED strip:		
	24 V W	192
	12 V W	96

**Supply specification**

Nominal voltage ( $U_N$ )	V DC	12...24
Operating range		—
Stand-by power consumption	W	—

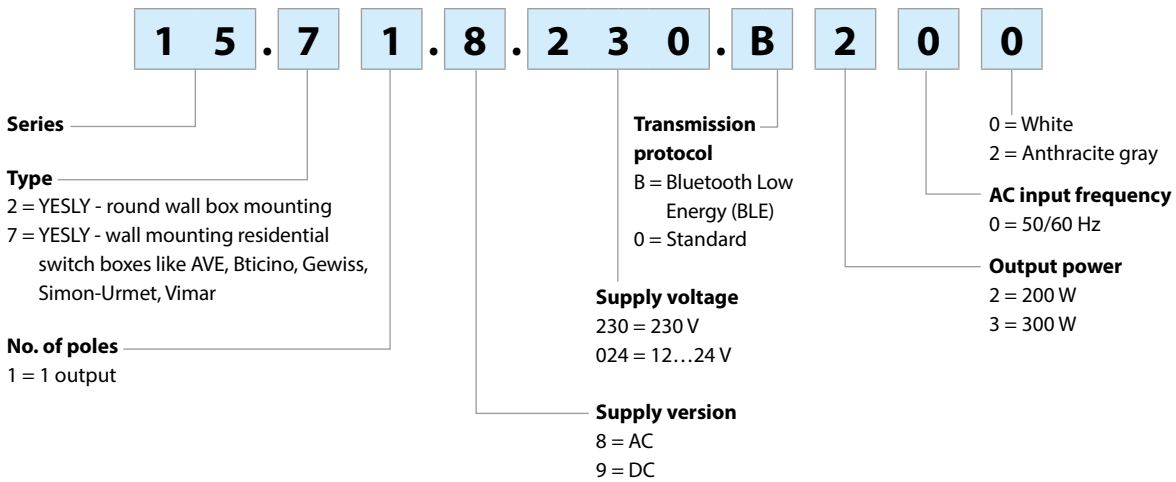
**Technical data**

Dimming operating mode		PWM
Ambient temperature range	°C	-10...+50
Protection category		IP 20

**Approvals** (according to type)

## Ordering information

Example: type 15.71, YESLY Bluetooth dimmer, 230 V AC.



### Available Codes

- 15.21.8.230.B300 YESLY BLE Dimmer - 300 W, White
- 15.21.9.024.B200 YESLY BLE Dimmer PWM
- 15.71.8.230.B200 YESLY BLE Dimmer - 200 W, White
- 15.71.8.230.B202 YESLY BLE Dimmer - 200 W, Anthracite

## Technical data

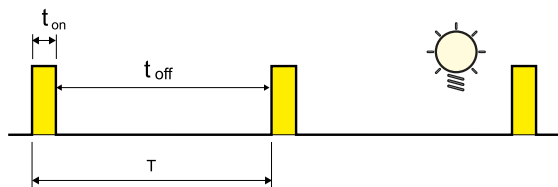
EMC specifications					
Type of test		Reference standard	15.21.8.230.B300/ 15.71	15.21.9.024.B200	
Electrostatic discharge	contact discharge	EN 61000-4-2	4kV	4kV	
	air discharge	EN 61000-4-2	8kV	8kV	
Radiated electromagnetic field	(80...3000 MHz)	EN 61000-4-3	10 V/m	10 V/m	
Fast transients (burst) (5-50 ns, 5 and 100 kHz)	on supply terminals	EN 61000-4-4	2kV	2kV	
	on pushbutton connection	EN 61000-4-4	4kV	1kV	
Voltage pulses on supply terminals (surge 1.2/50 µs)	differential mode	EN 61000-4-5	2kV	1kV	
Radiofrequency common mode voltage (0.15...80 MHz)	on supply terminals	EN 61000-4-6	10 V	10 V	
	on pushbutton connection	EN 61000-4-6	10 V	10 V	
Voltage dips	70% U <sub>N</sub> , 40% U <sub>N</sub>	EN 61000-4-11	10 cycles	10 cycles	
Short interruptions		EN 61000-4-11	10 cycles	10 cycles	
Radiofrequency conducted emissions	0.15...30 MHz	EN 55015 / ETSI EN 301489-1/301489-17	class B	class B	
Radiated emissions	30...6000 MHz	EN 55015 / ETSI EN 301489-1/301489-17	class B	class B	
Terminals		15.71		15.21	
Max. wire size		solid cable	stranded cable	solid cable	stranded cable
	mm <sup>2</sup>	1 x 6 / 2 x 4	1 x 4 / 2 x 2.5	1 x 2.5 / 2 x 1.5	1 x 2.5 / 2 x 1
	AWG	1 x 10 / 2 x 12	1 x 12 / 2 x 14	1 x 14 / 2 x 16	1 x 14 / 2 x 16
Screw torque	Nm	0.8		0.5	
Wire strip length	mm	9			
Other data		15.71		15.21	
Power lost to the environment	without load	W	0.4		0.4
	with rated load	W	2		2.5

## Dimming method

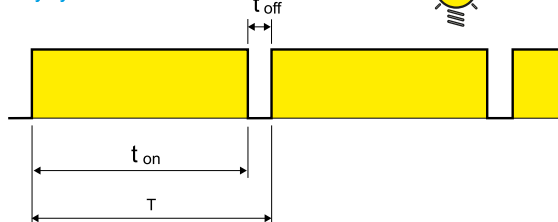
### PWM:

“Pulse Width Modulation” regulates electrical power by modulating the width of the ON time relative to the OFF time. The higher the duty cycle, the greater the power applied to the load. PWM is exclusively for direct current and is used particularly for the dimming of DC LED strips. In this case, the dimmer is positioned downstream of the power supply.

#### Duty Cycle 10 %



#### Duty Cycle 90 %



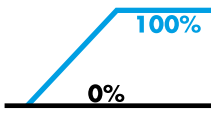
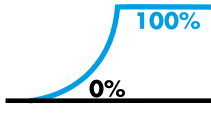

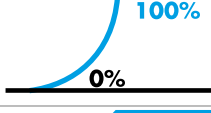

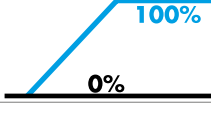


## Dimmer setting - Types 15.21 and 15.71

The dimming function can be set via Finder YOU app, available for iOS and Android systems. This product is ready-to-use with the factory setting: 1 – LEDRC1; Trailing edge linear control curve.

## Functions

Settable via app.

Load type	Function	Driving method	Control curve
LED lamps, Halogen, electronic transformers <b>LED</b>  	1	TE Trailing Edge	Linear 
	2	LE Leading Edge	
LED <b>LED</b>	3	TE Trailing Edge	Exponential 
	4	LE Leading Edge	
CFL lamps 	5	TE Trailing Edge	Exponential 
	6	LE Leading Edge	
Electromechanical transformers 	7	LE Leading Edge	Linear 
		<b>AUTO</b> <span style="float: right;"><b>AUTOMATIC</b></span>	

**AUTO:** the automatic function verifies with a special algorithm the driving method (Trailing edge or Leading edge) best suited to the applied load. If the AUTO function is selected, the dimmer carries out a check switching on the load with two working cycles each time the dimmer is powered from the L & N (even after a blackout). These cycles allow the dimmer to set the right driving method.

**Control curve:** the Linear or Exponential control curve is useful in achieving the most visually appealing change in light intensity - according to the type of load being used.

## Parameters

Settable via Finder YOU app.

**Minimum light value:** Minimum value of load intensity.

**Switch time:** Switching ON/OFF time.

**Regulation time:** Time to reach the highest or lower light value.

**Scene time:** Reaching the value recalled by a scenario.

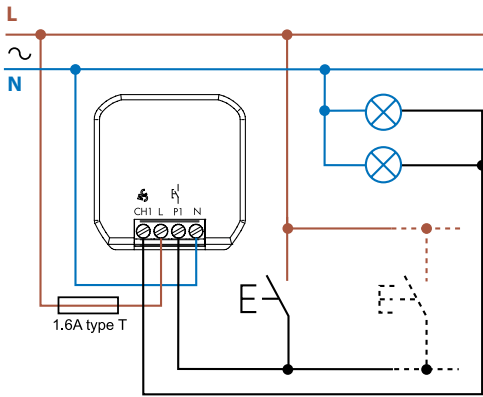
**Memory:** Remembers the brightness value before power off.

**Restore after blackout:** Restoring the light intensity to the value prior to a loss of power.

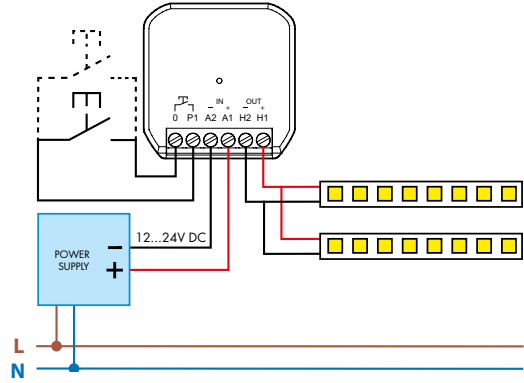
### Wiring diagrams

**Note:** remember to maintain a ground/earth connection for class 1 light fittings.

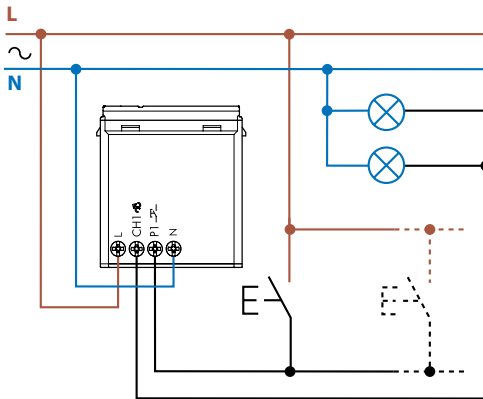
**Type 15.21.8.230.xxxx - 4 wire connection**



**Type 15.21.9.024.B200**

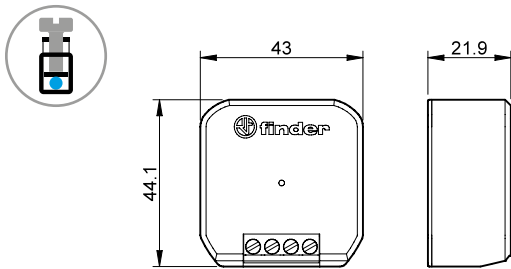


**Type 15.71 - 4 wire connection**

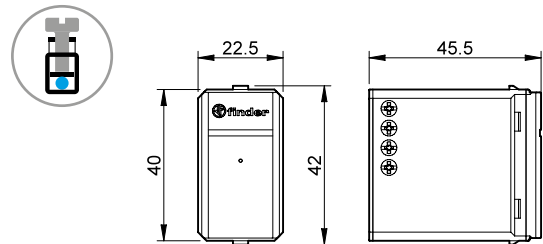


### Outline drawings

Type 15.21 - YESLY  
Screw terminal



Type 15.71 - YESLY  
Screw terminal



Accessories

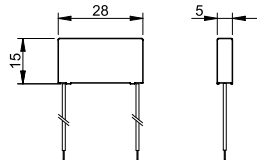


015.0.230

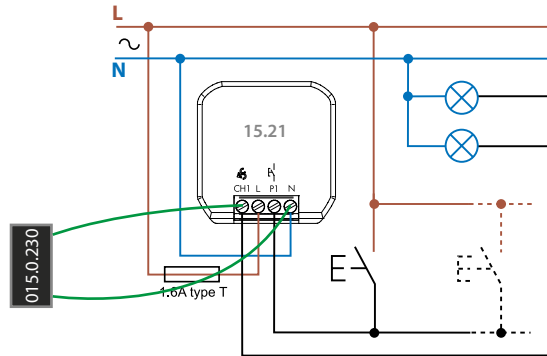
**Leakage current suppression module.**

It absorbs the leakage current on the LED lamps, when, with the Dimmer off, the lamps do not turn off completely but remain on at minimum. It absorbs 0.8 W at 230 V AC.

015.0.230



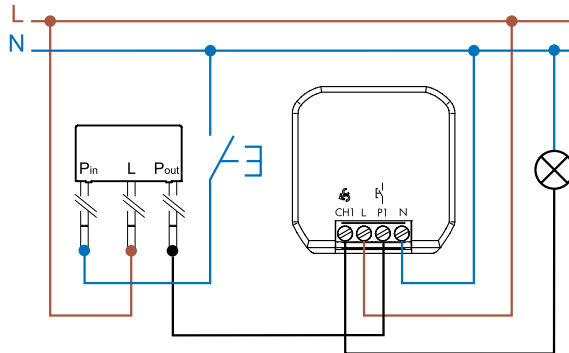
**Connection example - Type 15.21**



013.00

**Pushbutton phase/neutral converter.** Use this with a pre-existing neutral wired pushbutton when retro fitting a device designed only for phase connected pushbuttons. This avoids any radical change to the existing wiring.

013.00



013.17

**Adapter for DIN rail, to install devices 15.21 in the electrical panel.**

013.17

